PRODUCT PORTFOLIO

scil Rapid Tests for Dogs & Cats

scil v-Corona
test for detection of Coronavirus antigen (CCV / FCoV) in dogs and cats

scil v-Giardia
test for detection of Giardia duodenalis antigen in dogs and cats

scil v-ParCo
test for detection of Parvovirus- and Coronavirus antigen in dogs and cats

scil v-ParCoGia
test for detection of Parvovirus-, Coronavirus- and Giardia duodenalis antigen in dogs and cats

scil v-Parvo
test for detection of specific Parvovirus antigens in dogs and cats

scil Rapid Tests for Dogs

scil v-Diro
test for detection of Dirofilaria immitis infection in dogs

scil v-Ehrlichia
test for detection of Ehrlichia canis antibodies in dogs

scil v-Leishmania
test for detection of Leishmania antibodies in dogs

scil Rapid Tests for Cats

UNIQUE

scil v-RetroFel
unique test for simultaneous detection of FeLV antigen, FeLV antibodies and FIV antibodies in cats

UNIQUE

scil v-FeLV
test for detection of FeLV antigens in cats

scil v-FeLV-FIV
test for detection of FeLV antigen and FIV antibodies in cats

scil v-FIV
test for detection of FIV antibodies in cats

www.scilvet.com

Vers. ENG20180511

scil v-Giardia

fast - accurate - clear

Test for detection of Giardia duodenalis antigen in dogs and cats

scil v-Giardia

TEST INFORMATION

scil Rapid Test for detection of Giardia duodenalis antigen in fecal samples. Giardia is a zoonotic, protozoal parasite which forms trophozoites in the intestine where they can lead to enterocyte apoptosis and diarrhea. Trophozoites and infectious cysts are intermittently shed with the feces. Clinically, Giardia infection can lead to acute or chronic diarrhea in dogs and cats, which may be self-limiting. Asymptomatic cases occur frequently as well as periodic-intermittent diseases. The latter one is attributed to the persistence of cysts for month in the environment as they are very resistant. These facts favor reinfection of patients, which is especially in households with multiple animals problematic. Screening should therefore always include all animals present in the family.

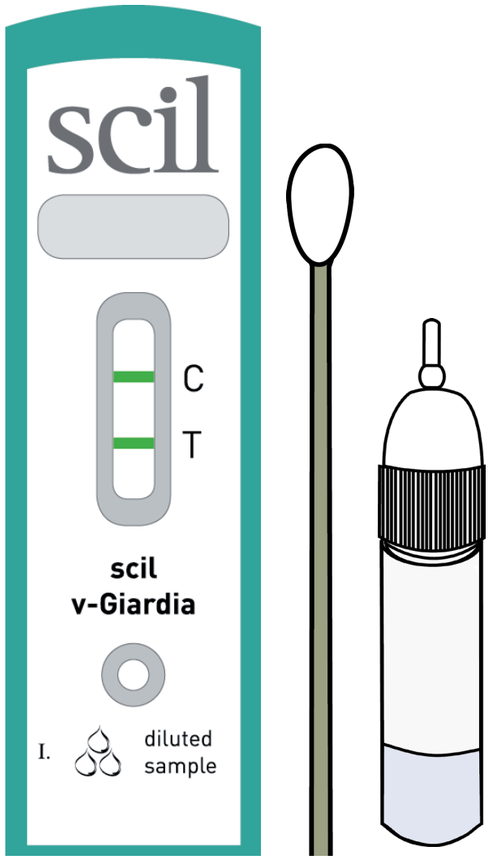

TEST COMPONENTS

- scil v-Giardia test cassette
- cotton swab
- reagent bottle

Prior to the test usage, the reaction field shows a green line in the control and test line region. This is a quality indicator and will be washed away by the sample fluid during the test procedure.

TEST PROCEDURE

Step 1:

Put the cotton swab with the fecal sample into the reagent bottle and stir up the fluid with the cotton swab so that the sample material dissolves.

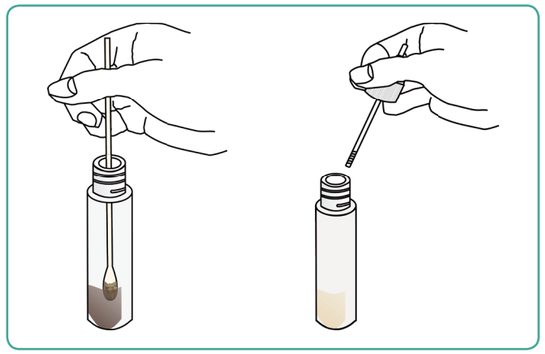

Step 2:

Close the reagent bottle tightly and shake it well. Break up the tip of the reagent bottle and pipette three drops to the sample well of the test cassette.

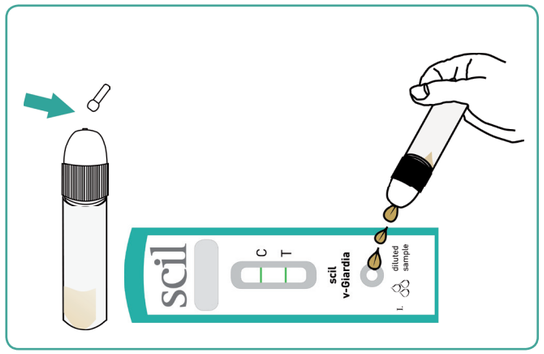

TEST EVALUATION

The result of the test can be read after 10 minutes.

A blue line in the T-region (T) of the reaction field indicates a positive test result.



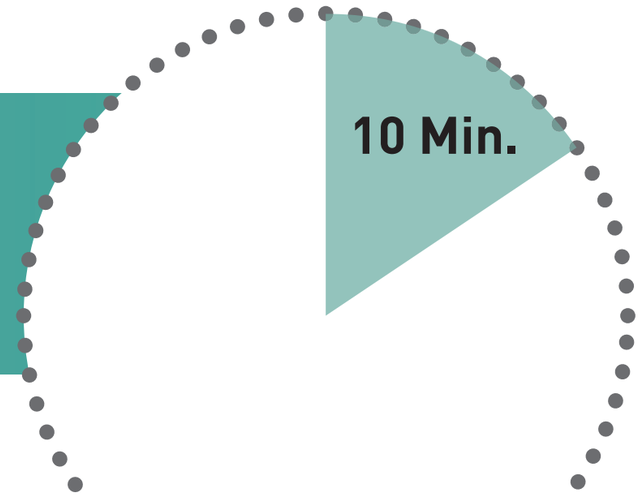

TEST PERFORMANCE

	Sensitivity	Specificity	Reference	n
Giardia	91.89 %	97.87 %	ELISA*	84

*Enzyme-linked Immunosorbent Assay